CONNECTOR A	
IMPEDANCE	50 OHMS
HOUSING	PLASTIC
INNER CONNECTOR	BRASS NICKEL PLATED
CONTACT	GOLD PLATED
INSULATOR	PTFE

CABLE CHARACTERISTICS			
IMPEDANCE	50 OHMS	SHIELDS	2 SHIELD TINNED COPPER / ALUMINUM TAPE
JACKET	.110" Ø POLYVINYL CHLORIDE	NOMINAL CAPACITANCE	30.8 PF/FOOT
DIELECTRIC	.060" Ø PE	MAX OPERATING VOLTAGE	2,000 VOLTS RMS
CENTER CONDUCTOR	.018 Ø BARE COPPER COVERED STEEL	OPERATING TEMPERATURE	-40°C TO +85°C

CONNECTOR B	
IMPEDANCE	50 OHMS
HOUSING	PLASTIC
INNER CONNECTOR	BRASS NICKEL PLATED
CONTACT	GOLD PLATED
INSULATOR	PTFE

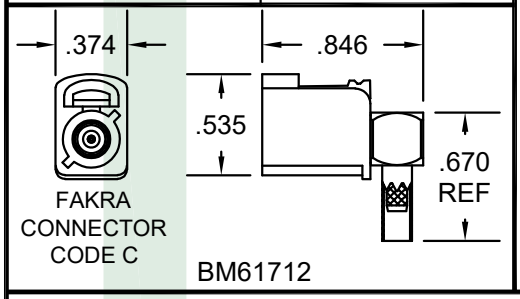

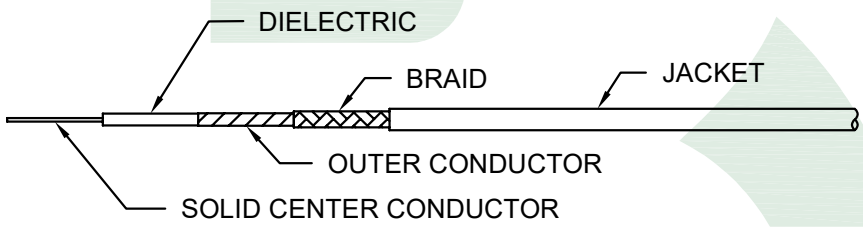

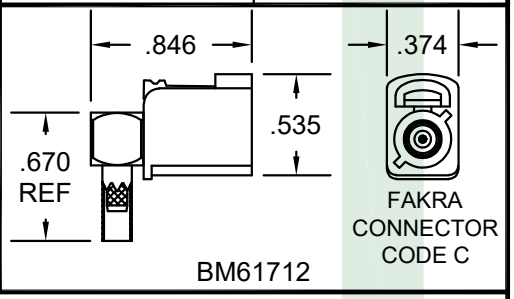

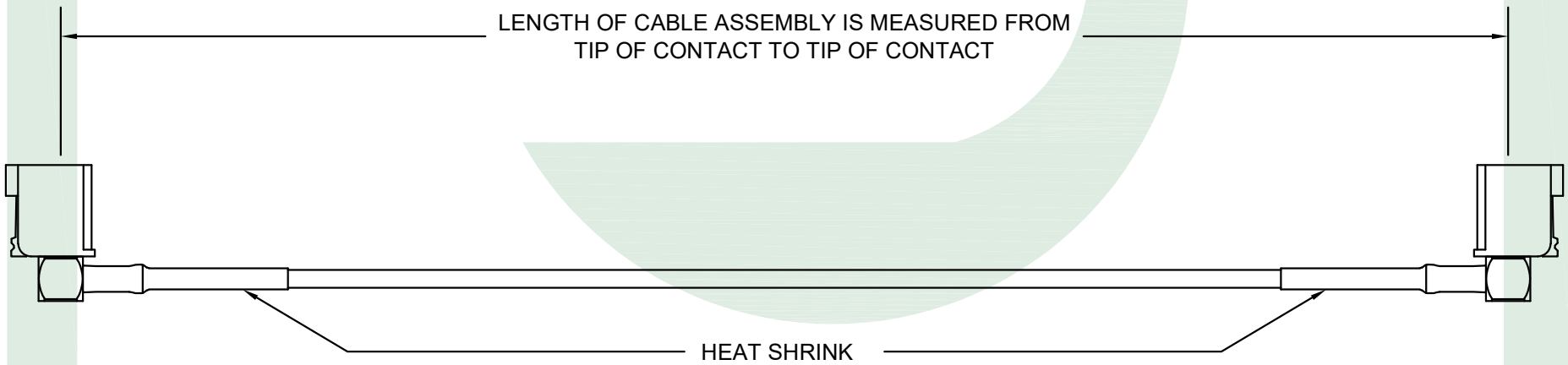

FAKRA JACK
RIGHT ANGLE
COLOR CODE C - SIGNAL BLUE
CONNECTOR A

FAKRA JACK
RIGHT ANGLE
COLOR CODE C - SIGNAL BLUE
CONNECTOR B

RoHS COMPLIANT

BRACKE
Bracke Manufacturing, LLC

LMR® Is a registered trademark of Times Microwave Systems

Bracke Manufacturing, LLC
PO Box 12319
Newport Beach, Ca 92658
Phone (949)756-1600 / Fax (949) 756-1601
sales@brackemfg.com / www.brackemfg.com

Part Number	
BM92827.**	
Produced By	**Checked By**
002	014

Description

Fakra Jack Right Angle to Fakra Jack Right Angle
Color Code C - Signal Blue, Cable Assembly using LMR®-100A Cable

Notes

- Bracke Manufacturing, LLC reserves the right to change any specifications at any time in its sole discretion without notice.
- The depiction above was produced by and is the sole property of Bracke Manufacturing, LLC and may not be copied or reproduced in any manner without Bracke's prior written consent.
- Standard cable length tolerance is ± 1.5% or 3/8 inch, whichever is greater
- Replace ** with ANY length in Inches

©2025 Bracke Manufacturing, LLC

CAGE / NAGE	
6L0W2	
Scale	**Unit**
1:1	Inches
Date	**Revision**
09/23/2025	A-01