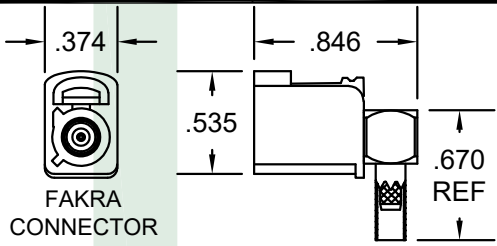
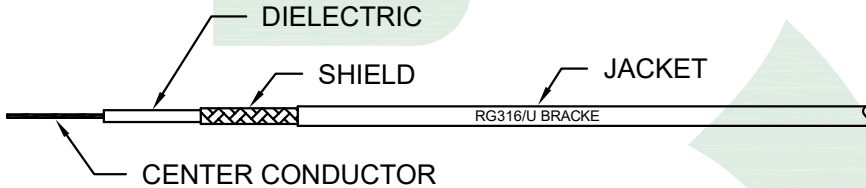
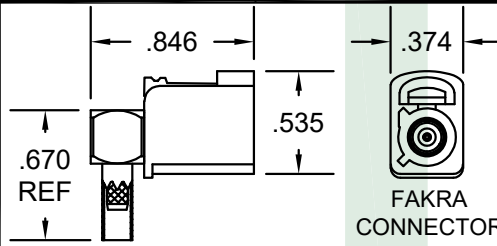
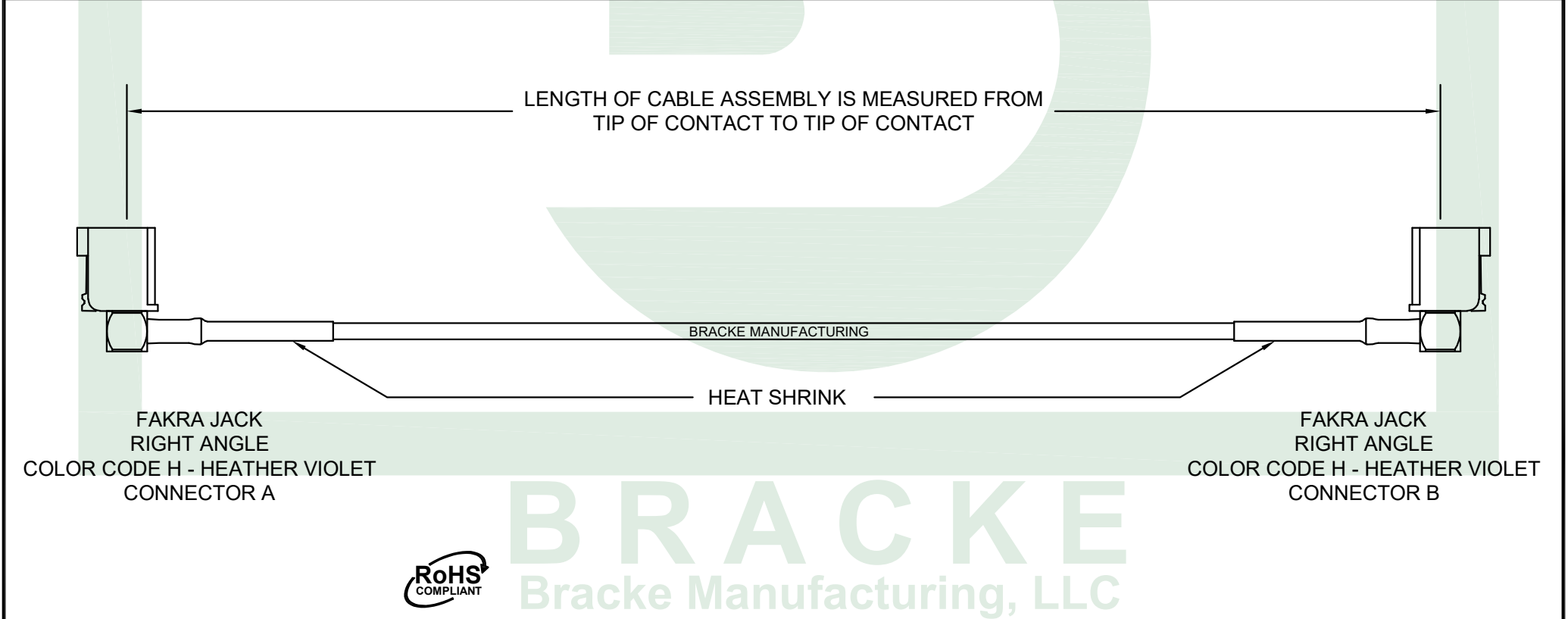



CONNECTOR A		CABLE CHARACTERISTICS				CONNECTOR B	
IMPEDANCE	50 OHMS	IMPEDANCE	50 OHMS	SHIELDS	1 SHIELD SILVER PLATED COPPER	IMPEDANCE	50 OHMS
HOUSING	PLASTIC	JACKET	.102" Ø FLUORINATED ETHYLENE PROPYLENE	NOMINAL CAPACITANCE	29.4 PF/FOOT	HOUSING	PLASTIC
INNER CONNECTOR	BRASS NICKEL PLATED	DIELECTRIC	.060" Ø PTFE	MAX OPERATING VOLTAGE	1,200 VOLTS RMS	INNER CONNECTOR	BRASS NICKEL PLATED
CONTACT	GOLD PLATED	CENTER CONDUCTOR	.0201" Ø (7 STRANDS .0067" Ø) SILVER CLAD COVERED STEEL	OPERATING TEMPERATURE	-55°C TO +200°C	CONTACT	GOLD PLATED
INSULATOR	PTFE					INSULATOR	PTFE
 FAKRA CONNECTOR CODE H BM61714		 DIELECTRIC SHIELD JACKET RG316/U BRACKE CENTER CONDUCTOR				 FAKRA CONNECTOR CODE H BM61714	



 Bracke Manufacturing, LLC PO Box 12319 Newport Beach, Ca 92658 Phone (949)756-1600 / Fax (949) 756-1601 sales@brackemfg.com / www.brackemfg.com	Part Number		Description		CAGE / NAGE	
	BM92863.**		Fakra Jack Right Angle to Fakra Jack Right Angle Color Code H - Heather Violet, RG316/U, Cable Assemblies		6LOW2	
	Produced By	Checked By	Notes		Scale	Unit
	002	014	<ul style="list-style-type: none">• Bracke Manufacturing, LLC reserves the right to change any specifications at any time in its sole discretion without notice.• The depiction above was produced by and is the sole property of Bracke Manufacturing, LLC and may not be copied or reproduced in any manner without Bracke's prior written consent.• Standard cable length tolerance is ± 1.5% or 3/8 inch, whichever is greater• Replace ** with ANY length in Inches		1:1	Inches
			©2024 Bracke Manufacturing, LLC		Date	Revision
					08/26/2024	A-01