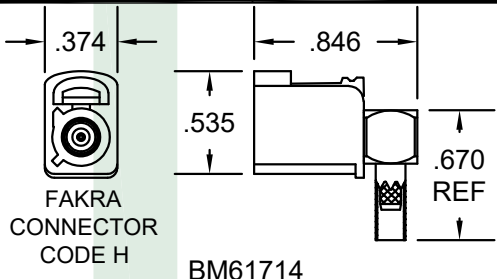
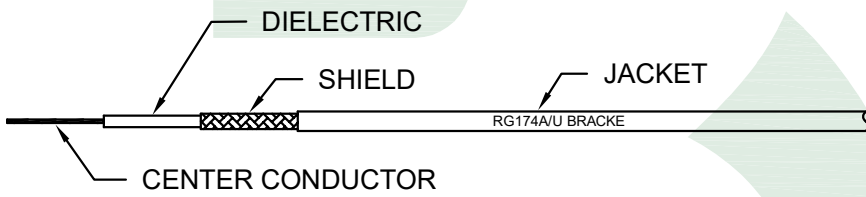
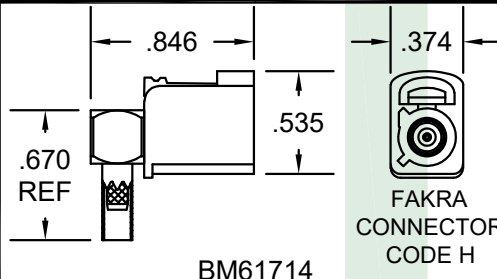
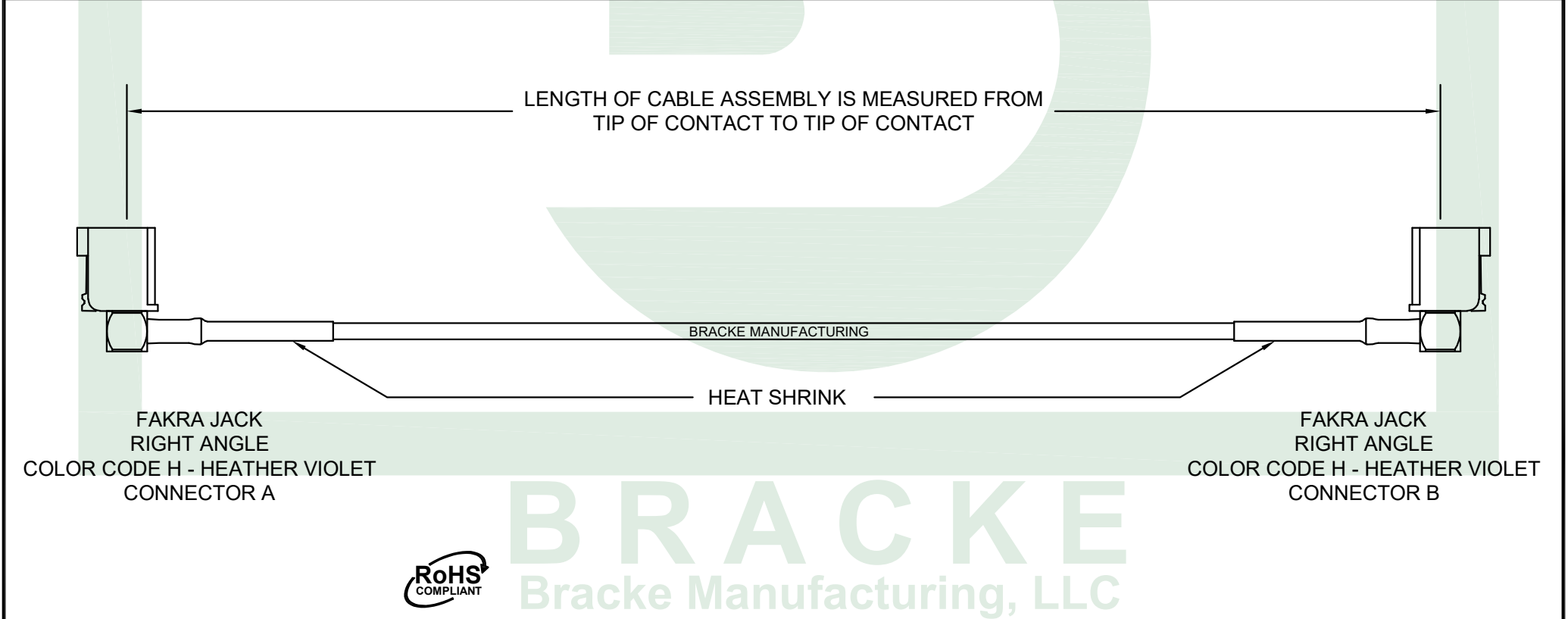



CONNECTOR A		CABLE CHARACTERISTICS				CONNECTOR B	
IMPEDANCE	50 OHMS	IMPEDANCE	50 OHMS	SHIELDS	1 SHIELD TINNED COPPER	IMPEDANCE	50 OHMS
HOUSING	PLASTIC	JACKET	.100" Ø BLACK POLYVINYL CHLORIDE NON-CONTAMINATING	NOMINAL CAPACITANCE	30.8 PF/FOOT	HOUSING	PLASTIC
INNER CONNECTOR	BRASS NICKEL PLATED	DIELECTRIC	.060" Ø PE	MAX OPERATING VOLTAGE	1,500 VOLTS RMS	INNER CONNECTOR	BRASS NICKEL PLATED
CONTACT	GOLD PLATED	CENTER CONDUCTOR	.0189" Ø (7 STRANDS .0063" Ø) COPPER CLAD STEEL	OPERATING TEMPERATURE	-40°C TO +80°C	CONTACT	GOLD PLATED
INSULATOR	PTFE					INSULATOR	PTFE
 <p>FAKRA CONNECTOR CODE H</p> <p>BM61714</p>		 <p>DIELECTRIC</p> <p>SHIELD</p> <p>JACKET</p> <p>RG174A/U BRACKE</p> <p>CENTER CONDUCTOR</p>				 <p>FAKRA CONNECTOR CODE H</p> <p>BM61714</p>	



BRACKE
Bracke Manufacturing, LLC

 <div>Bracke Manufacturing, LLC PO Box 12319 Newport Beach, Ca 92658 Phone (949)756-1600 / Fax (949) 756-1601 sales@brackemfg.com / www.brackemfg.com</div>	Part Number		Description		CAGE / NAGE	
	BM92847.**				6LOW2	
	Produced By	Checked By	Notes <ul style="list-style-type: none">• Bracke Manufacturing, LLC reserves the right to change any specifications at any time in its sole discretion without notice.• The depiction above was produced by and is the sole property of Bracke Manufacturing, LLC and may not be copied or reproduced in any manner without Bracke's prior written consent.• Standard cable length tolerance is ± 1.5% or 3/8 inch, whichever is greater• Replace ** with ANY length in Inches <div>©2024 Bracke Manufacturing, LLC</div>		Scale	Unit
	002	014			1:1	Inches
					Date	Revision
					08/26/2024	A-01