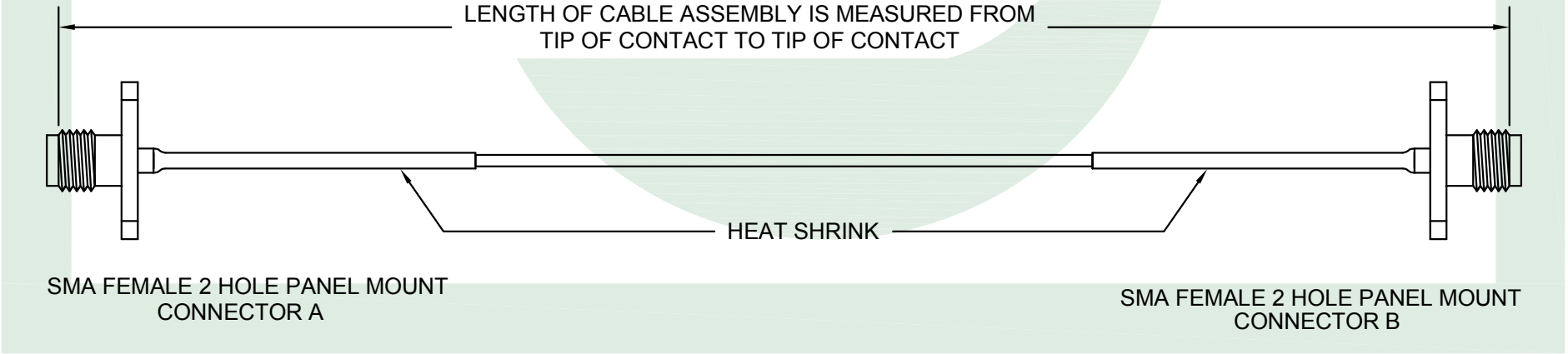
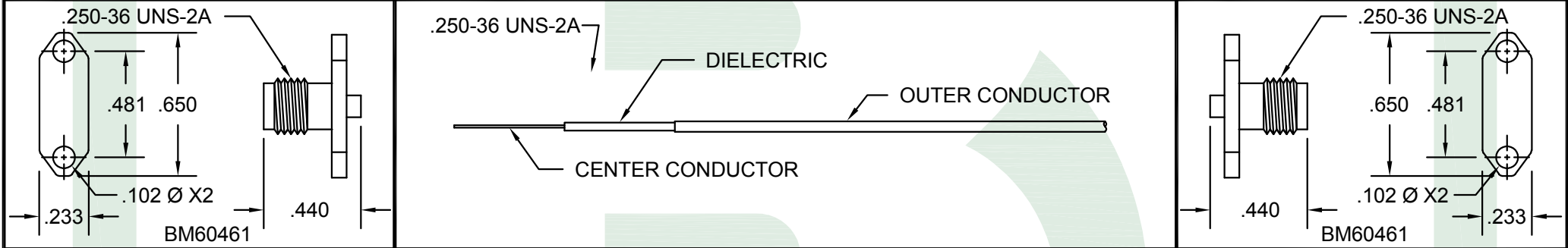



CONNECTOR A		CABLE CHARACTERISTICS				CONNECTOR B	
IMPEDANCE	50 OHMS	IMPEDANCE	50 OHMS	SHIELDS	1 SHIELD BARE COPPER	IMPEDANCE	50 OHMS
BODY	STAINLESS STEEL GOLD PLATED	OUTER CONDUCTOR	.047" Ø	NOMINAL CAPACITANCE	29.0 PF/FOOT	BODY	STAINLESS STEEL GOLD PLATED
CONTACT	GOLD PLATED	DIELECTRIC	.037" Ø PTFE	MAX OPERATING VOLTAGE	1,000 VOLTS RMS	CONTACT	GOLD PLATED
INSULATOR	PTFE	CENTER CONDUCTOR	.011" Ø SILVER PLATED COPPER COVERED STEEL	OPERATING TEMPERATURE	-40°C TO +100°C	INSULATOR	PTFE



BRACKE

Bracke Manufacturing, LLC

 <b>Bracke Manufacturing, LLC</b> PO Box 12319 Newport Beach, Ca 92658 Phone (949)756-1600 / Fax (949) 756-1601 sales@brackemfg.com / www.brackemfg.com	Part Number		Description		CAGE / NAGE	
	<b>BM91754.**</b>		<b>SMA Female 2 Hole Panel Mount to SMA Female 2 Hole Panel Mount, Semi-Rigid 047 [Cable Assemblies]</b>		6LOW2	
	Produced By	Checked By	<b>Notes</b> <ul style="list-style-type: none"><li>• Bracke Manufacturing, LLC reserves the right to change any specifications at any time in its sole discretion without notice.</li><li>• The depiction above was produced by and is the sole property of Bracke Manufacturing, LLC and may not be copied or reproduced in any manner without Bracke's prior written consent.</li><li>• Standard cable length tolerance is ± 1.5% or 3/8 inches, whichever is greater</li><li>• Replace ** with ANY length in Inches</li></ul> <div>©2019 Bracke Manufacturing, LLC</div>		Scale	Unit
	012	013			1.5:1	Inches
					Date	Revision
					07/12/2019	A-01