
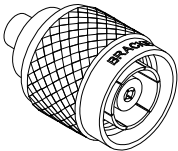
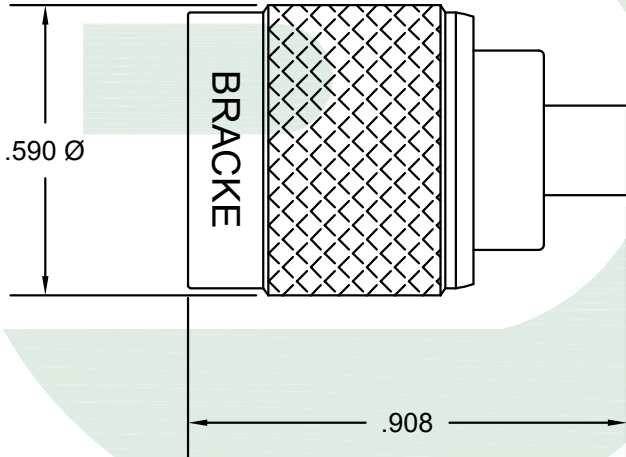
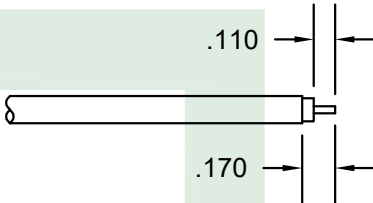

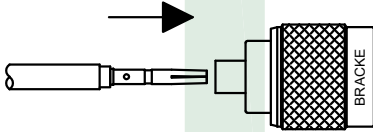



MATERIALS	
BODY	BRASS NICKEL PLATED
SOLDER SLEEVE	GOLD PLATED
CONTACT	GOLD PLATED
INSULATOR	PTFE
HARDWARE	
	
CONTACT	
ELECTRICAL & ENVIRONMENTAL CHARACTERISTICS	
IMPEDANCE	50 OHM
INSULATION RESISTANCE	5000 MΩ
OPERATING FREQUENCY	11 GHz
DIELECTRIC WITHSTANDING VOLTAGE	1000 Vrms
VSWR TYPICAL	1.35:1
INSERTION LOSS TYPICAL	.06 √ Freq. GHz
OPERATING TEMPERATURE	-65 to +165 C°
VOLTAGE RATING	500 VOLTS
INTERFACE	MIL-STD-348
VIBRATION	MIL-STD-202 METHOD 204, CONDITION A
CORROSION	MIL-STD-202 METHOD 101, CONDITION B



Scale 1:1



ASSEMBLY INSTRUCTIONS	1- STRIP CABLE AS SHOWN
	
	2- REMOVE BURRS AND SHARP EDGES FROM COPPER JACKET WITH SCOTCH BRITE (FOR COPPER CABLES ONLY)
	3- INSERT CENTER CONDUCTOR INTO CONTACT 4- SOLDER CONTACT TO CENTER CONDUCTOR
	
	5- INSERT CABLE INTO BODY
SOLDERING	
	6- SOLDER 360° IN AREA SHOWN
CAGE / NAGE	
	6LOW2
	Scale 2.5:1
	Unit Inches
Date	Revision
	10/24/2023 A-01



**Bracke Manufacturing, LLC**  
 PO Box 12319  
 Newport Beach, Ca 92658  
 Phone (949)756-1600 / Fax (949) 756-1601  
 sales@brackemfg.com / www.brackemfg.com

Part Number	
<b>BM61335</b>	
Produced By	Checked By
002	007

Description	
<b>Reverse Polarity TNC Male</b>	
Solder Connector [RG402, RG402-Alum, RG402-Flex, RG402-Flex-Jacketed]	
Notes	
<ul style="list-style-type: none"> <li>Bracke Manufacturing, LLC reserves the right to change any specifications at any time in its sole discretion without notice.</li> <li>The depiction above was produced by and is the sole property of Bracke Manufacturing, LLC and may not be copied or reproduced in any manner without Bracke's prior written consent.</li> </ul>	
©2023 Bracke Manufacturing, LLC	