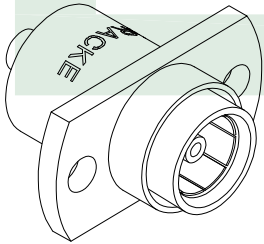
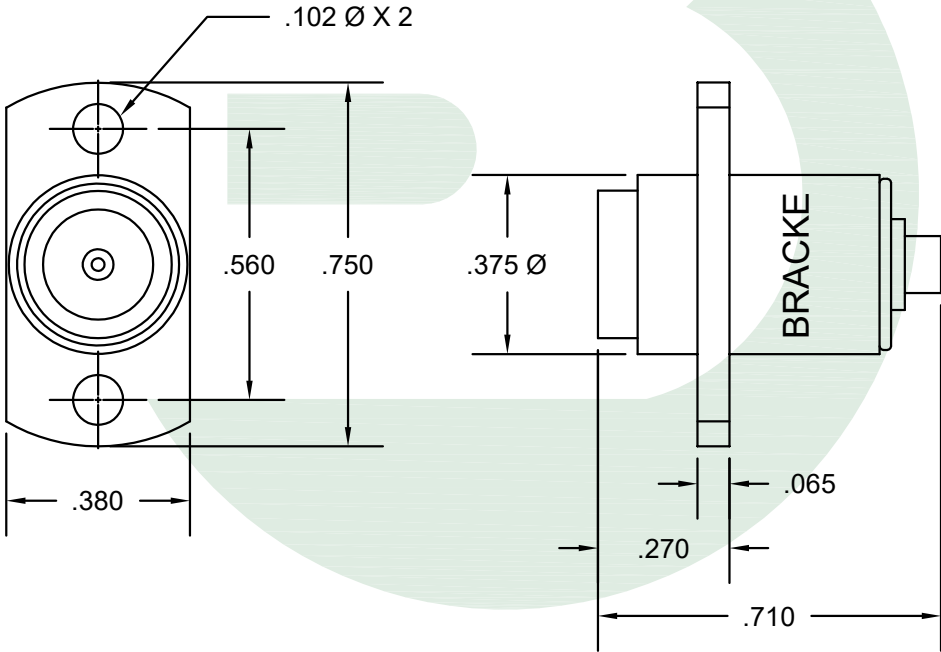


MATERIALS	
BODY	BRASS GOLD PLATED
CONTACT	GOLD PLATED
INSULATOR	PTFE
ELECTRICAL & ENVIRONMENTAL CHARACTERISTICS	
IMPEDANCE	50 OHMS
INSULATION RESISTANCE	5000 MΩ
OPERATING FREQUENCY	18 GHz
DIELECTRIC WITHSTANDING VOLTAGE	1000 Vrms
VSWR TYPICAL	1.30:1
INSERTION LOSS TYPICAL	.06 $\sqrt{\text{Freq. GHz}}$
OPERATING TEMPERATURE	-65 to +165 C°
VOLTAGE RATING	500 VOLTS
INTERFACE	MIL-STD-348
VIBRATION	MIL-STD-202 METHOD 204, CONDITION A
CORROSION	MIL-STD-202 METHOD 101, CONDITION B




Scale 2:1



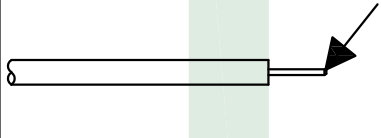
BRACKE
Bracke Manufacturing, LLC

1- STRIP CABLE AS SHOWN

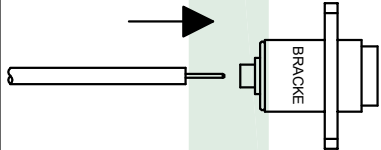


2- REMOVE BURRS AND SHARP EDGES FROM COPPER JACKET WITH SCOTCH BRITE (FOR COPPER CABLES ONLY)

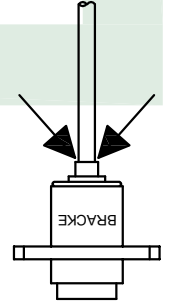
3- FILE END OF CENTER CONDUCTOR TO A 30° ANGLE



4- INSERT CABLE INTO CONNECTOR



5- SOLDER 360° IN AREA SHOWN



Bracke Manufacturing, LLC
PO Box 12319
Newport Beach, Ca 92658
Phone (949)756-1600 / Fax (949) 756-1601
sales@brackemfg.com / www.brackemfg.com

Part Number	
BM60662	
Produced By	Checked By
002	007

Description	
BMA Jack 2 Hole Panel Mount	
Solder Connector [RG405, RG405-Alum, RG405-Flex, RG405-Flex-Jacketed]	
Notes	
<ul style="list-style-type: none"> Bracke Manufacturing, LLC reserves the right to change any specifications at any time in its sole discretion without notice. The depiction above was produced by and is the sole property of Bracke Manufacturing, LLC and may not be copied or reproduced in any manner without Bracke's prior written consent. 	
©2023 Bracke Manufacturing, LLC	

CAGE / NAGE	
6LOW2	
Scale	Unit
2.5:1	Inches
Date	Revision
8/28/2023	A-01