


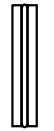



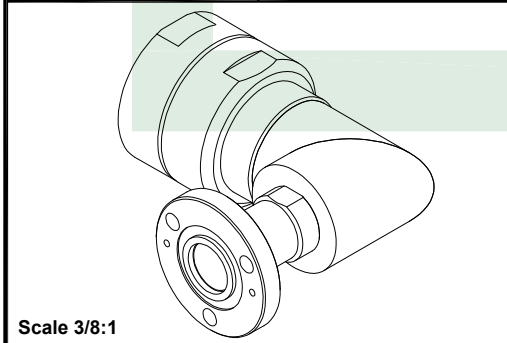
| | | |
|---|-----------|---------------------|
| M A T E R I A L S | BODY | BRASS NICKEL PLATED |
| | CONTACTS | SILVER PLATED |
| | INSULATOR | PTFE |
| | O-RING | RUBBER |

H
A
R
D
W
A
R
E

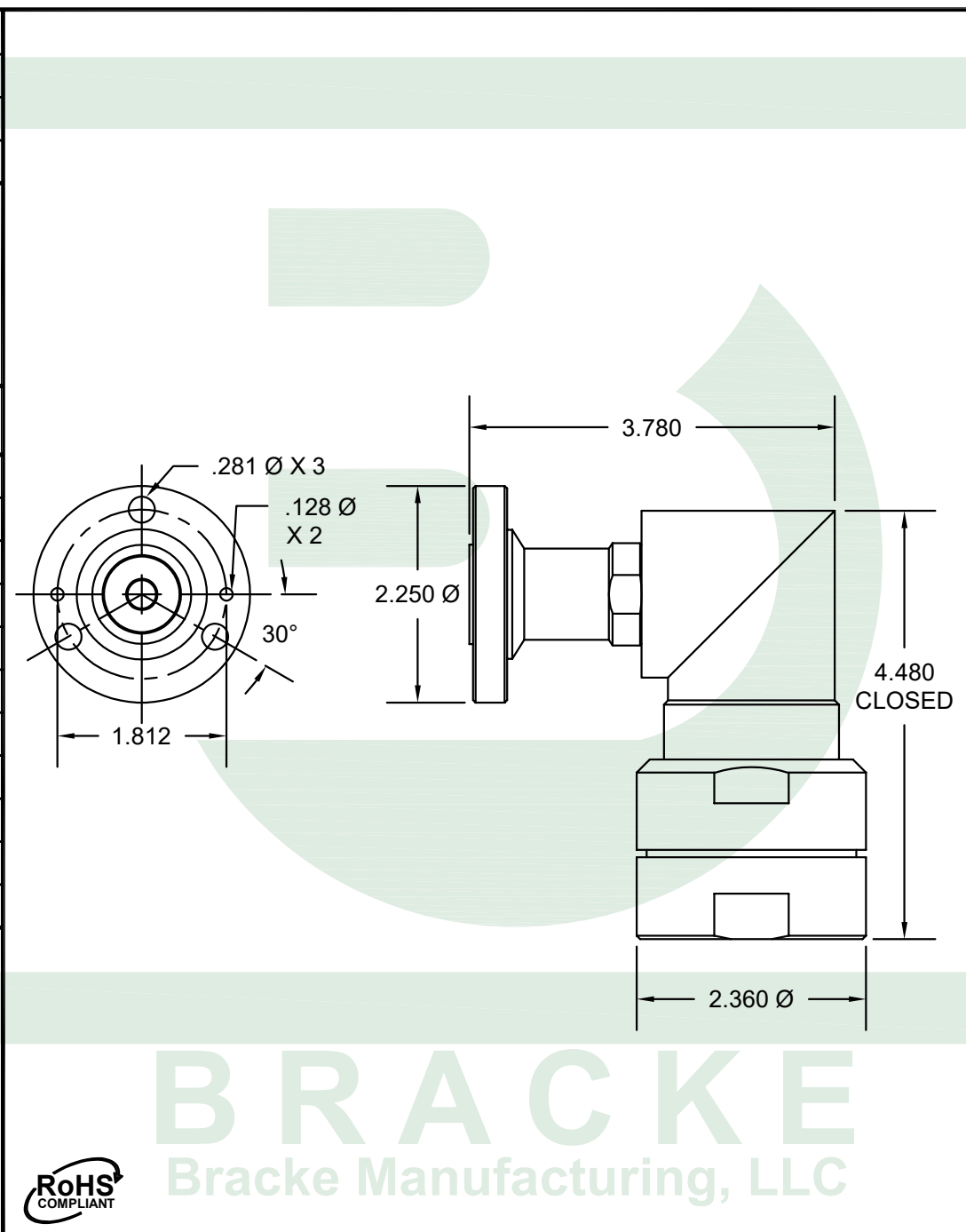
BOLT
CONTACT WASHERS O-RINGS CLAMP
& NUT X 3

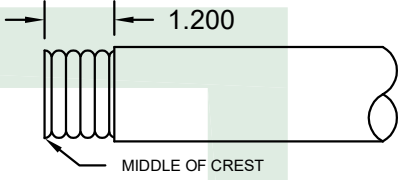
| ELECTRICAL & ENVIRONMENTAL CHARACTERISTICS | |
|--|-------------------------------------|
| IMPEDANCE | 50 OHMS |
| INSULATION RESISTANCE | 5,000 MΩ |
| OPERATING FREQUENCY | 5 GHz |
| DIELECTRIC WITHSTANDING VOLTAGE | 6,000 Vrms |
| VSWR TYPICAL | 1.35:1 |
| INSERTION LOSS TYPICAL | .06 √ Freq. GHz |
| OPERATING TEMPERATURE | -65 to +165 C° |
| VOLTAGE RATING | 2,100 VOLTS |
| INTERFACE | IEC 50-22-2 |
| VIBRATION | MIL-STD-202 METHOD 204, CONDITION A |
| CORROSION | MIL-STD-202 METHOD 101, CONDITION B |




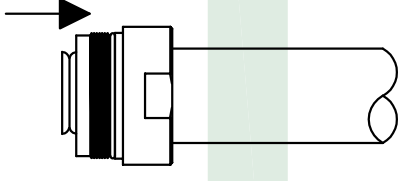


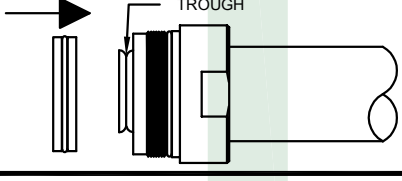
Bracke Manufacturing, LLC
 PO Box 12319
 Newport Beach, Ca 92658
 Phone (949)756-1600 / Fax (949) 756-1601
 sales@brackemfg.com / www.brackemfg.com

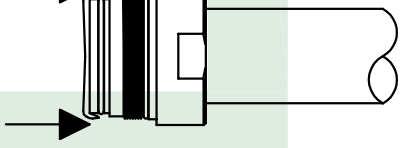


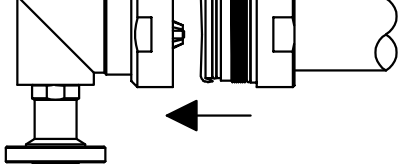
1- STRIP CABLE AS SHOWN AND KEEP THE END IN THE MIDDLE OF THE CREST


2- SLIDE O-RING ONTO OUTER CONDUCTOR AND PLACE IT AS SHOWN


3- SLIDE NUT ONTO CABLE


4- SLIDE CLAMP ONTO OUTER CONDUCTOR UNTIL IT RESTS ON THE TROUGH


5- FORM OUTER CONDUCTOR 360° AROUND CLAMP


6- INSERT SUBASSEMBLY INTO BODY AND TIGHTEN


| Part Number | | Description | | CAGE / NAGE | |
|--|--|-----------------------------|--|-------------|----------|
| BM61621 | | 7/8" EIA Right Angle | | 6LOW2 | |
| 50 Ohm, Clamp Connector [1 5/8" Cable AVA7-50, LDF7-50, VXL-50, LCF158-50, EC7-50] | | | | Scale | Unit |
| | | | | 1/2:1 | Inches |
| | | | | Date | Revision |
| | | | | 12/21/2023 | A-01 |

- Notes
- Bracke Manufacturing, LLC reserves the right to change any specifications at any time in its sole discretion without notice.
 - The depiction above was produced by and is the sole property of Bracke Manufacturing, LLC and may not be copied or reproduced in any manner without Bracke's prior written consent.
- ©2023 Bracke Manufacturing, LLC