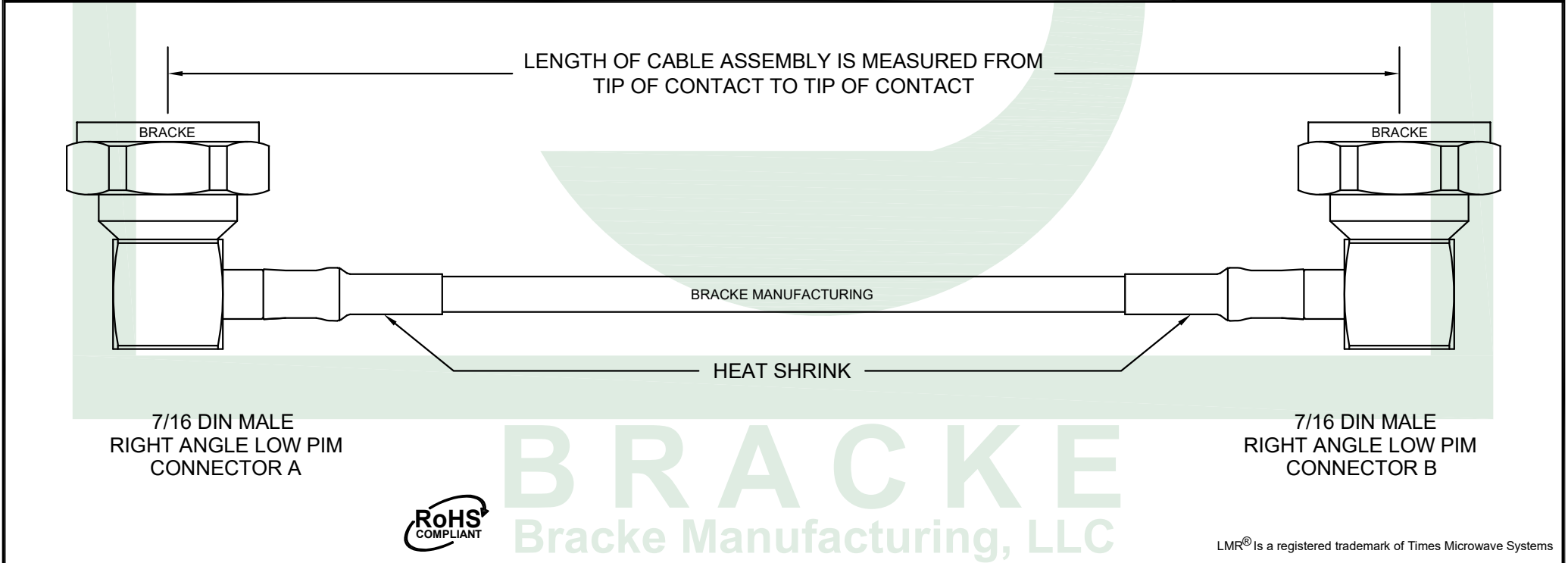
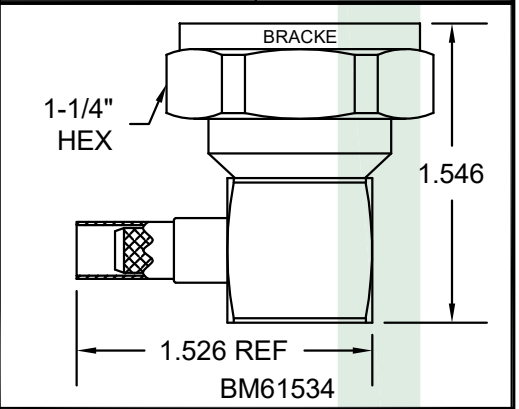
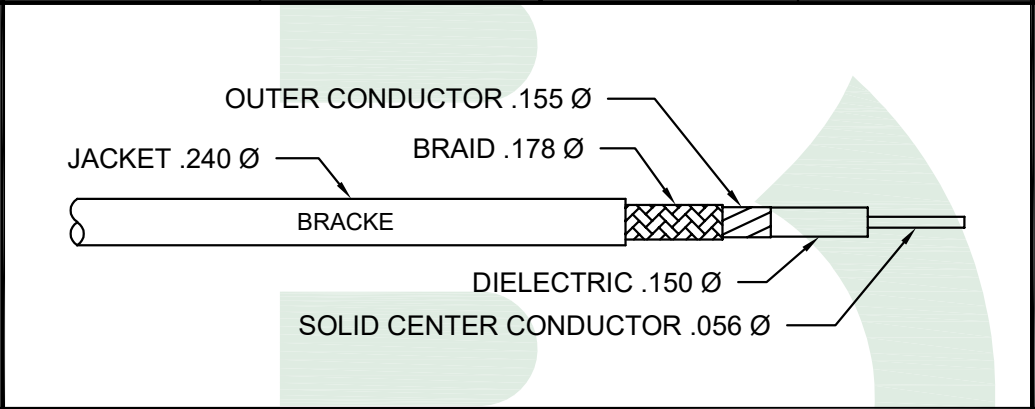
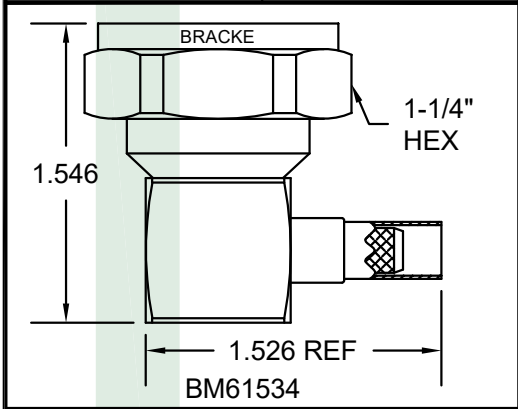



CONNECTOR A		CABLE CHARACTERISTICS				CONNECTOR B	
IMPEDANCE	50 OHM	IMPEDANCE	50 OHMS	SHIELDS	2 SHIELD TINNED COPPER / ALUMINUM TAPE	IMPEDANCE	50 OHM
BODY	BRASS TRI-METAL PLATED	JACKET	.240" Ø POLYETHYLENE	NOMINAL CAPACITANCE	24.2 PF/FOOT	BODY	BRASS TRI-METAL PLATED
CONTACT	SILVER PLATED	DIELECTRIC	.150" Ø FPE	MAX OPERATING VOLTAGE	5,000 VOLTS RMS	CONTACT	SILVER PLATED
INSULATOR	PTFE	CENTER CONDUCTOR	.056 Ø BARE COPPER	OPERATING TEMPERATURE	-40°C TO +85°C	INSULATOR	PTFE



BRACKE
Bracke Manufacturing, LLC

LMR® is a registered trademark of Times Microwave Systems

 Bracke Manufacturing, LLC PO Box 12319 Newport Beach, Ca 92658 Phone (949)756-1600 / Fax (949) 756-1601 sales@brackemfg.com / www.brackemfg.com	Part Number		Description		CAGE / NAGE	
	BM92270.**		7/16 DIN Male Right Angle Low PIM to 7/16 DIN Male Right Angle Low PIM, Cable Assembly using LMR®-240 Cable		6LOW2	
					Scale	Unit
	Produced By		Checked By		Notes	
	002		013		<div><div>• Bracke Manufacturing, LLC reserves the right to change any specifications at any time in its sole discretion without notice.</div><div>• The depiction above was produced by and is the sole property of Bracke Manufacturing, LLC and may not be copied or reproduced in any manner without Bracke's prior written consent.</div><div>• Standard cable length tolerance is ± 1.5% or 3/8 inch, whichever is greater</div><div>• Replace ** with ANY length in Inches</div></div>	
					©2025 Bracke Manufacturing, LLC	
				1:1		Inches
				Date		Revision
				06/23/2025		A-01